

# INTRODUCTORY **CHEMISTRY**

SIXTH EDITION

**Nivaldo J. Tro**

*Westmont College*



330 Hudson Street, NY NY 10013

*Director, Courseware Portfolio Management:* Jeanne Zalesky  
*Courseware Portfolio Specialist:* Scott Dustan  
*Courseware Director, Content Development:* Jennifer Hart  
*Development Editor:* Erin Mulligan  
*Courseware Analyst:* Coleen Morrison  
*Portfolio Management Assistant:* Lindsey Pruett  
*VP, Product Strategy & Development:* Lauren Fogel  
*Content Producer:* Chandrika Madhavan  
*Managing Producer:* Kristen Flathman  
*Content Producer:* Jackie Jakob  
*Director, Production & Digital Studio:* Katie Foley  
*Senior Mastering Media Producer:* Jayne Sportelli

*Rights and Permissions Manager:* Ben Ferrini  
*Rights and Permissions Management:* Cenveo Publisher Services  
*Photo Researcher:* Eric Schrader  
*Production Management and Composition:* codeMantra  
*Illustrator:* Precision Graphics  
*Design Managers:* Marilyn Perry, Maria Guglielmo Walsh  
*Cover and Interior Designer:* Gary Hespenheide  
*Contributing Illustrators:* Lachina  
*Manufacturing Buyer:* Maura Zaldivar-Garcia  
*Product Marketer:* Elizabeth Bell  
*Cover Art:* Quade Paul

Credits and acknowledgments borrowed from other sources and reproduced, with permission, in this textbook appear on the appropriate page within the text or on page C-1.

Copyright © 2018, 2015 by Pearson Education, Inc., publishing as Pearson Benjamin Cummings. All rights reserved. Manufactured in the United States of America. This publication is protected by Copyright, and permission should be obtained from the publisher prior to any prohibited reproduction, storage in a retrieval system, or transmission in any form or by any means, electronic, mechanical, photocopying, recording, or likewise. To obtain permission(s) to use material from this work, please submit a written request to Pearson Education, Inc., Permissions Department, 1900 E. Lake Ave., Glenview, IL 60025. For information regarding permissions, call (847) 486-2635.

Many of the designations used by manufacturers and sellers to distinguish their products are claimed as trademarks. Where those designations appear in this book, and the publisher was aware of a trademark claim, the designations have been printed in initial caps or all caps.

MasteringChemistry™ and Learning Catalytics™ are trademarks, in the United States and/or other countries, of Pearson Education, Inc. or its affiliates.

#### Library of Congress Cataloging-in-Publication Data

Names: Tro, Nivaldo J.  
Title: Introductory chemistry / Nivaldo J. Tro, Westmont College.  
Description: Sixth edition. | New York, NY : Pearson, [2018] | Includes index.  
Identifiers: LCCN 2016045460 | ISBN 9780134302386 (hardcover) | ISBN 9780134564074 (a la carte ed.)  
Subjects: LCSH: Chemistry. | Chemistry—Textbooks.  
Classification: LCC QD33.2 .T76 2018 | DDC 540—dc23  
LC record available at <https://lcn.loc.gov/2016045460>

ISBN 10: 0-134-30238-9; ISBN 13: 978-0-134-30238-6 (Student edition)  
ISBN 10: 0-134-56407-3; ISBN 13: 978-0-134-56407-4  
(Books A La Carte edition)

1 16



## About the Author



**Nivaldo Tro** is a professor of chemistry at Westmont College in Santa Barbara, California, where he has been a faculty member since 1990. He received his Ph.D. in chemistry from Stanford University for work on developing and using optical techniques to study the adsorption and desorption of molecules to and from surfaces in ultrahigh vacuum. He then went on to the University of California at Berkeley, where he did postdoctoral research on ultrafast reaction dynamics in solution. Since coming to Westmont, Professor Tro has been awarded grants from the American Chemical Society Petroleum Research Fund, from the Research Corporation, and from the National Science Foundation to study the dynamics of various processes occurring in thin adlayer films adsorbed on dielectric surfaces. He has been honored as Westmont's Outstanding Teacher of the Year three times and has also received the college's Outstanding Researcher of the Year award. Professor Tro lives in Santa Barbara with his wife, Ann, and their four children, Michael, Ali, Kyle, and Kaden. In his leisure time, Professor Tro enjoys mountain biking, surfing, and being outdoors with his family.

---

*To Annie*

# Brief Contents

<a href="#">Preface</a>	xix
<b>1 The Chemical World</b>	2
<b>2 Measurement and Problem Solving</b>	14
<b>3 Matter and Energy</b>	60
<b>4 Atoms and Elements</b>	98
<b>5 Molecules and Compounds</b>	132
<b>6 Chemical Composition</b>	168
<b>7 Chemical Reactions</b>	206
<b>8 Quantities in Chemical Reactions</b>	248
<b>9 Electrons in Atoms and the Periodic Table</b>	284
<b>10 Chemical Bonding</b>	324
<b>11 Gases</b>	358
<b>12 Liquids, Solids, and Intermolecular Forces</b>	408
<b>13 Solutions</b>	444
<b>14 Acids and Bases</b>	484
<b>15 Chemical Equilibrium</b>	526
<b>16 Oxidation and Reduction</b>	572
<b>17 Radioactivity and Nuclear Chemistry</b>	608
<b>18 Organic Chemistry</b>	640
<b>19 Biochemistry</b>	694
<a href="#">Appendix: Mathematics Review</a>	MR-1
<a href="#">Answers to Odd-Numbered Exercises</a>	A-1
<a href="#">Glossary</a>	G-1
<a href="#">Credits</a>	C-1
<a href="#">Index</a>	I-1

# Contents

## Preface

xix

## 1 The Chemical World

2

1.1	Sand and Water	3
1.2	Chemicals Compose Ordinary Things	4
1.3	The Scientific Method: How Chemists Think	5
	<b>EVERYDAY CHEMISTRY</b> Combustion and the Scientific Method	7
1.4	Analyzing and Interpreting Data	8
	Identifying Patterns in Data	8
	Interpreting Graphs	9
1.5	A Beginning Chemist: How to Succeed	10
	<b>Self-Assessment Quiz</b>	11
	<b>Key Terms</b>	12
	<b>Exercises</b>	12
	<b>Answers to Skillbuilder Exercises</b>	13
	<b>Answers to Conceptual Checkpoints</b>	13

## 2 Measurement and Problem Solving


14

2.1	The Metric Mix-up: A \$125 Million Unit Error	15
2.2	Scientific Notation: Writing Large and Small Numbers	15
2.3	Significant Figures: Writing Numbers to Reflect Precision	17
	Counting Significant Figures	20
	Exact Numbers	20
	<b>CHEMISTRY IN THE MEDIA</b> The COBE Satellite and Very Precise Measurements That Illuminate Our Cosmic Past	21
2.4	Significant Figures in Calculations	22
	Multiplication and Division	22
	Rounding	22
	Addition and Subtraction	23
	Calculations Involving Both Multiplication/Division and Addition/Subtraction	24
2.5	The Basic Units of Measurement	26
	The Base Units	26
	Prefix Multipliers	27
	Derived Units	28



2.6	Problem Solving and Unit Conversion	28
	Converting Between Units	29
	General Problem-Solving Strategy	31
2.7	Solving Multistep Unit Conversion Problems	33
2.8	Unit Conversion in Both the Numerator and Denominator	35
2.9	Units Raised to a Power	36
	<b>CHEMISTRY AND HEALTH</b> Drug Dosage	37
2.10	Density	39
	Calculating Density	40
	Density as a Conversion Factor	41
	<b>CHEMISTRY AND HEALTH</b> Density, Cholesterol, and Heart Disease	42
2.11	Numerical Problem-Solving Strategies and the Solution Map	43
	<b>Self-Assessment Quiz</b>	45
	<b>Key Terms</b>	51
	<b>Exercises</b>	51
	<b>Answers to Skillbuilder Exercises</b>	59
	<b>Answers to Conceptual Checkpoints</b>	59

v



## 3 Matter and Energy

3.1	In Your Room	61
3.2	What Is Matter?	62
3.3	Classifying Matter According to Its State: Solid, Liquid, and Gas	63
3.4	Classifying Matter According to Its Composition: Elements, Compounds, and Mixtures	64
3.5	Differences in Matter: Physical and Chemical Properties	67
3.6	Changes in Matter: Physical and Chemical Changes	69
	Separating Mixtures Through Physical Changes	71
3.7	Conservation of Mass: There Is No New Matter	71
3.8	Energy	72
	<b>CHEMISTRY IN THE ENVIRONMENT</b> <i>Getting Energy out of Nothing?</i>	73
	Units of Energy	73
3.9	Energy and Chemical and Physical Change	75
3.10	Temperature: Random Motion of Molecules and Atoms	76

3.11	Temperature Changes: Heat Capacity	80
	<b>EVERYDAY CHEMISTRY</b> <i>Coolers, Camping, and the Heat Capacity of Water</i>	81
3.12	Energy and Heat Capacity Calculations	81
	<b>Self-Assessment Quiz</b>	85
	<b>Key Terms</b>	90
	<b>Exercises</b>	90
	<b>Answers to Skillbuilder Exercises</b>	97
	<b>Answers to Conceptual Checkpoints</b>	97

## 4 Atoms and Elements

4.1	Experiencing Atoms at Tiburon	99
4.2	Indivisible: The Atomic Theory	100
4.3	The Nuclear Atom	101
4.4	The Properties of Protons, Neutrons, and Electrons	103
	<b>EVERYDAY CHEMISTRY</b> <i>Solid Matter?</i>	103
4.5	Elements: Defined by Their Numbers of Protons	105
4.6	Looking for Patterns: The Periodic Law and the Periodic Table	107
4.7	Ions: Losing and Gaining Electrons	112
	Ions and the Periodic Table	113
4.8	Isotopes: When the Number of Neutrons Varies	115
4.9	Atomic Mass: The Average Mass of an Element's Atoms	117
	<b>CHEMISTRY IN THE ENVIRONMENT</b> <i>Radioactive Isotopes at Hanford, Washington</i>	118
	<b>Self-Assessment Quiz</b>	120
	<b>Key Terms</b>	123
	<b>Exercises</b>	123
	<b>Answers to Skillbuilder Exercises</b>	131
	<b>Answers to Conceptual Checkpoints</b>	131

## 5 Molecules and Compounds

5.1	Sugar and Salt	133
5.2	Compounds Display Constant Composition	134
5.3	Chemical Formulas: How to Represent Compounds	135
	Polyatomic Ions in Chemical Formulas	137
	Types of Chemical Formulas	138



<b>5.4</b>	A Molecular View of Elements and Compounds	139
	Atomic Elements	139
	Molecular Elements	139
	Molecular Compounds	140
	Ionic Compounds	140
<b>5.5</b>	Writing Formulas for Ionic Compounds	142
	Writing Formulas for Ionic Compounds Containing Only Monoatomic Ions	142
	Writing Formulas for Ionic Compounds Containing Polyatomic Ions	143
<b>5.6</b>	Nomenclature: Naming Compounds	144
<b>5.7</b>	Naming Ionic Compounds	144
	Naming Binary Ionic Compounds Containing a Metal That Forms Only One Type of Cation	145
	Naming Binary Ionic Compounds Containing a Metal That Forms More Than One Type of Cation	146
	Naming Ionic Compounds Containing a Polyatomic Ion	147
	<b>EVERYDAY CHEMISTRY</b> Polyatomic Ions	148
<b>5.8</b>	Naming Molecular Compounds	149
<b>5.9</b>	Naming Acids	150
	Naming Binary Acids	150
	Naming Oxyacids	151
<b>5.10</b>	Nomenclature Summary	152
	Ionic Compounds	152
	Molecular Compounds	152
	Acids	153
<b>5.11</b>	Formula Mass: The Mass of a Molecule or Formula Unit	153
	<b>Self-Assessment Quiz</b>	154
	<b>Key Terms</b>	158
	<b>Exercises</b>	159
	<b>Answers to Skillbuilder Exercises</b>	166
	<b>Answers to Conceptual Checkpoints</b>	167

## 6 Chemical Composition

<b>6.1</b>	How Much Sodium?	169
<b>6.2</b>	Counting Nails by the Pound	170
<b>6.3</b>	Counting Atoms by the Gram	171
	Converting between Moles and Number of Atoms	171
	Converting between Grams and Moles of an Element	172
	Converting between Grams of an Element and Number of Atoms	175
<b>6.4</b>	Counting Molecules by the Gram	176
	Converting between Grams and Moles of a Compound	176



	Converting between Grams of a Compound and Number of Molecules	178
<b>6.5</b>	Chemical Formulas as Conversion Factors	179
	Converting between Moles of a Compound and Moles of a Constituent Element	180
	Converting between Grams of a Compound and Grams of a Constituent Element	181
<b>6.6</b>	Mass Percent Composition of Compounds	183
<b>6.7</b>	Mass Percent Composition from a Chemical Formula	184
	<b>CHEMISTRY AND HEALTH</b> Fluoridation of Drinking Water	186
<b>6.8</b>	Calculating Empirical Formulas for Compounds	186
	Calculating an Empirical Formula from Experimental Data	187
<b>6.9</b>	Calculating Molecular Formulas for Compounds	189
	<b>Self-Assessment Quiz</b>	191
	<b>Key Terms</b>	197
	<b>Exercises</b>	197
	<b>Answers to Skillbuilder Exercises</b>	205
	<b>Answers to Conceptual Checkpoints</b>	205



## 7 Chemical Reactions 206

- 7.1 Grade School Volcanoes, Automobiles, and Laundry Detergents 207
- 7.2 Evidence of a Chemical Reaction 208
- 7.3 The Chemical Equation 211
- 7.4 How to Write Balanced Chemical Equations 213
- 7.5 Aqueous Solutions and Solubility: Compounds Dissolved in Water 216
  - Aqueous Solutions 216
  - Solubility 217
- 7.6 Precipitation Reactions: Reactions in Aqueous Solution That Form a Solid 220
- 7.7 Writing Chemical Equations for Reactions in Solution: Molecular, Complete Ionic, and Net Ionic Equations 223
- 7.8 Acid–Base and Gas Evolution Reactions 225
  - Acid–Base (Neutralization) Reactions 225
  - Gas Evolution Reactions 226
- CHEMISTRY AND HEALTH** Neutralizing Excess Stomach Acid 228
- 7.9 Oxidation–Reduction Reactions 228
- 7.10 Classifying Chemical Reactions 230
  - Classifying Chemical Reactions by What Atoms Do 231
  - Classification Flowchart 233

Self-Assessment Quiz	235
Key Terms	240
Exercises	240
Answers to Skillbuilder Exercises	247
Answers to Conceptual Checkpoints	247

## 8 Quantities in Chemical Reactions 248

8.1 Climate Change: Too Much Carbon Dioxide	249
8.2 Making Pancakes: Relationships between Ingredients	250
8.3 Making Molecules: Mole-to-Mole Conversions	251
8.4 Making Molecules: Mass-to-Mass Conversions	253
8.5 More Pancakes: Limiting Reactant, Theoretical Yield, and Percent Yield	257
8.6 Limiting Reactant, Theoretical Yield, and Percent Yield from Initial Masses of Reactants	260
8.7 Enthalpy: A Measure of the Heat Evolved or Absorbed in a Reaction	265
Sign of $\Delta H_{\text{rxn}}$	265
<b>EVERYDAY CHEMISTRY</b> Bunsen Burners	265
Stoichiometry of $\Delta H_{\text{rxn}}$	266
Self-Assessment Quiz	268
Key Terms	273
Exercises	274
Answers to Skillbuilder Exercises	283
Answers to Conceptual Checkpoints	283

## 9 Electrons in Atoms and the Periodic Table 284

9.1 Blimps, Balloons, and Models of the Atom	285
9.2 Light: Electromagnetic Radiation	286
9.3 The Electromagnetic Spectrum	288
<b>CHEMISTRY AND HEALTH</b> Radiation Treatment for Cancer	290
9.4 The Bohr Model: Atoms with Orbits	291
9.5 The Quantum-Mechanical Model: Atoms with Orbitals	294
Baseball Paths and Electron Probability Maps	294
From Orbits to Orbitals	295
9.6 Quantum-Mechanical Orbitals and Electron Configurations	295
Quantum-Mechanical Orbitals	296
Electron Configurations: How Electrons Occupy Orbitals	298
9.7 Electron Configurations and the Periodic Table	302



9.8	The Explanatory Power of the Quantum-Mechanical Model	305
9.9	Periodic Trends: Atomic Size, Ionization Energy, and Metallic Character	307
	Atomic Size 307	
	<b>CHEMISTRY AND HEALTH</b> <i>Pumping Ions: Atomic Size and Nerve Impulses</i>	309
	Ionization Energy 309	
	Metallic Character 311	
	<b>Self-Assessment Quiz</b>	313
	<b>Key Terms</b>	316
	<b>Exercises</b>	316
	<b>Answers to Skillbuilder Exercises</b>	323
	<b>Answers to Conceptual Checkpoints</b>	323

## 10 Chemical Bonding 324

10.1	Bonding Models and AIDS Drugs	325
10.2	Representing Valence Electrons with Dots	326
10.3	Lewis Structures of Ionic Compounds: Electrons Transferred	327
10.4	Covalent Lewis Structures: Electrons Shared	328
	Single Bonds 328	
	Double and Triple Bonds 329	
10.5	Writing Lewis Structures for Covalent Compounds	330
	Writing Lewis Structures for Polyatomic Ions 332	
	Exceptions to the Octet Rule 333	
10.6	Resonance: Equivalent Lewis Structures for the Same Molecule	334
10.7	Predicting the Shapes of Molecules	336
	Representing Molecular Geometries on Paper 339	
	<b>CHEMISTRY AND HEALTH</b> <i>Fooled by Molecular Shape</i>	340
10.8	Electronegativity and Polarity: Why Oil and Water Don't Mix	341
	Electronegativity 341	
	Polar Bonds and Polar Molecules 343	
	<b>EVERYDAY CHEMISTRY</b> <i>How Soap Works</i>	345
	<b>Self-Assessment Quiz</b>	346
	<b>Key Terms</b>	349
	<b>Exercises</b>	349
	<b>Answers to Skillbuilder Exercises</b>	357
	<b>Answers to Conceptual Checkpoints</b>	357

## 11 Gases 358

11.1	Extra-Long Straws	359
11.2	Kinetic Molecular Theory: A Model for Gases	361
11.3	Pressure: The Result of Constant Molecular Collisions	362



	Pressure Units 363	
	Pressure Unit Conversion 364	
11.4	Boyle's Law: Pressure and Volume	365
	<b>EVERYDAY CHEMISTRY</b> <i>Airplane Cabin Pressurization</i>	366
	<b>EVERYDAY CHEMISTRY</b> <i>Extra-long Snorkels</i>	370
11.5	Charles's Law: Volume and Temperature	370
11.6	The Combined Gas Law: Pressure, Volume, and Temperature	374
11.7	Avogadro's Law: Volume and Moles	376
11.8	The Ideal Gas Law: Pressure, Volume, Temperature, and Moles	378
	Determining Molar Mass of a Gas from the Ideal Gas Law 382	
	Ideal and Nonideal Gas Behavior 384	
11.9	Mixtures of Gases	384
	Partial Pressure and Physiology 386	
	Collecting Gases over Water 387	
11.10	Gases in Chemical Reactions	388
	Molar Volume at Standard Temperature and Pressure 391	
	<b>CHEMISTRY IN THE ENVIRONMENT</b> <i>Air Pollution</i>	393
	<b>Self-Assessment Quiz</b>	394
	<b>Key Terms</b>	398
	<b>Exercises</b>	399
	<b>Answers to Skillbuilder Exercises</b>	407
	<b>Answers to Conceptual Checkpoints</b>	407



## 12 Liquids, Solids, and Intermolecular Forces 408

12.1	Spherical Water	409
12.2	Properties of Liquids and Solids	410
12.3	Intermolecular Forces in Action: Surface Tension and Viscosity	412
	Surface Tension	412
	Viscosity	413
12.4	Evaporation and Condensation	413
	Boiling	415
	Energetics of Evaporation and Condensation	416
	Heat of Vaporization	416
12.5	Melting, Freezing, and Sublimation	418
	Energetics of Melting and Freezing	419
	Heat of Fusion	419
	Sublimation	421
12.6	Types of Intermolecular Forces: Dispersion, Dipole–Dipole, Hydrogen Bonding, and Ion–Dipole	423
	Dispersion Force	423
	Dipole–Dipole Force	424

Hydrogen Bonding 426

Ion–Dipole Force 427

**CHEMISTRY AND HEALTH** *Hydrogen Bonding in DNA* 428

12.7	Types of Crystalline Solids: Molecular, Ionic, and Atomic	430
	Molecular Solids	430
	Ionic Solids	430
	Atomic Solids	431

12.8	Water: A Remarkable Molecule	432
------	------------------------------	-----

**CHEMISTRY IN THE ENVIRONMENT** *Water Pollution and the Flint River Water Crisis* 433

**Self-Assessment Quiz** 434

**Key Terms** 438

**Exercises** 438

**Answers to Skillbuilder Exercises** 443

**Answers to Conceptual Checkpoints** 443

## 13 Solutions 444

13.1	Tragedy in Cameroon	445
------	---------------------	-----

13.2	Solutions: Homogeneous Mixtures	446
------	---------------------------------	-----

13.3	Solutions of Solids Dissolved in Water: How to Make Rock Candy	447
	Solubility and Saturation	448
	Electrolyte Solutions: Dissolved Ionic Solids	449
	How Solubility Varies with Temperature	450

13.4	Solutions of Gases in Water: How Soda Pop Gets Its Fizz	450
------	---	-----

13.5	Specifying Solution Concentration: Mass Percent	452
	Mass Percent	452
	Using Mass Percent in Calculations	453

13.6	Specifying Solution Concentration: Molarity	455
	Using Molarity in Calculations	456
	Ion Concentrations	458

13.7	Solution Dilution	458
------	-------------------	-----

13.8	Solution Stoichiometry	460
------	------------------------	-----

13.9	Freezing Point Depression and Boiling Point Elevation: Making Water Freeze Colder and Boil Hotter	463
	Freezing Point Depression	463

**EVERYDAY CHEMISTRY** *Antifreeze in Frogs* 465

13.10	Osmosis: Why Drinking Saltwater Causes Dehydration	467
-------	--	-----

**CHEMISTRY AND HEALTH** *Solutions in Medicine* 468

**Self-Assessment Quiz** 469

**Key Terms** 475

**Exercises** 475

**Answers to Skillbuilder Exercises** 483

**Answers to Conceptual Checkpoints** 483

# 14 Acids and Bases


484

14.1	Sour Patch Kids and International Spy Movies	485
14.2	Acids: Properties and Examples	486
14.3	Bases: Properties and Examples	487
14.4	Molecular Definitions of Acids and Bases	488
	The Arrhenius Definition	489
	The Brønsted–Lowry Definition	489
14.5	Reactions of Acids and Bases	491
	Neutralization Reactions	491
	Acid Reactions	492
	<b>EVERYDAY CHEMISTRY</b> <i>What Is in My Antacid?</i>	494
	Base Reactions	494
14.6	Acid–Base Titration: A Way to Quantify the Amount of Acid or Base in a Solution	494
14.7	Strong and Weak Acids and Bases	497
	Strong Acids	497
	Weak Acids	498
	Strong Bases	501
	Weak Bases	501
14.8	Water: Acid and Base in One	502
14.9	The pH and pOH Scales: Ways to Express Acidity and Basicity	505
	Calculating pH from $[H_3O^+]$	506
	Calculating $[H_3O^+]$ from pH	507
	The pOH Scale	508
14.10	Buffers: Solutions That Resist pH Change	509
	<b>CHEMISTRY AND HEALTH</b> <i>Alkaloids</i>	510
	<b>CHEMISTRY AND HEALTH</b> <i>The Danger of Antifreeze</i>	512
	<b>Self-Assessment Quiz</b>	512
	<b>Key Terms</b>	518
	<b>Exercises</b>	518
	<b>Answers to Skillbuilder Exercises</b>	525
	<b>Answers to Conceptual Checkpoints</b>	525

# 15 Chemical Equilibrium


526

15.1	Life: Controlled Disequilibrium	527
15.2	The Rate of a Chemical Reaction	528
	Collision Theory	528
	How Concentration Affects the Rate of a Reaction	530
	How Temperature Affects the Rate of a Reaction	531
15.3	The Idea of Dynamic Chemical Equilibrium	532
15.4	The Equilibrium Constant: A Measure of How Far a Reaction Goes	535
	Writing Equilibrium Constant Expressions for Chemical Reactions	535
	The Significance of the Equilibrium Constant	536



15.5	Heterogeneous Equilibria: The Equilibrium Expression for Reactions Involving a Solid or a Liquid	538
15.6	Calculating and Using Equilibrium Constants	539
	Calculating Equilibrium Constants	539
	Using Equilibrium Constants in Calculations	541
15.7	Disturbing a Reaction at Equilibrium: Le Châtelier's Principle	542
15.8	The Effect of a Concentration Change on Equilibrium	544
15.9	The Effect of a Volume Change on Equilibrium	546
	<b>CHEMISTRY AND HEALTH</b> <i>How a Developing Fetus Gets Oxygen from Its Mother</i>	548
15.10	The Effect of a Temperature Change on Equilibrium	549
15.11	The Solubility-Product Constant	551
	Using $K_{sp}$ to Determine Molar Solubility	552
15.12	The Path of a Reaction and the Effect of a Catalyst	553
	How Activation Energies Affect Reaction Rates	554
	Catalysts Lower the Activation Energy	555
	Enzymes: Biological Catalysts	556
	<b>Self-Assessment Quiz</b>	558
	<b>Key Terms</b>	562
	<b>Exercises</b>	562
	<b>Answers to Skillbuilder Exercises</b>	570
	<b>Answers to Conceptual Checkpoints</b>	571





## 16 Oxidation and Reduction 572

- 16.1 The End of the Internal Combustion Engine? 573
- 16.2 Oxidation and Reduction: Some Definitions 574
- 16.3 Oxidation States: Electron Bookkeeping 577
  - EVERYDAY CHEMISTRY** The Bleaching of Hair 579
- 16.4 Balancing Redox Equations 580
  - CHEMISTRY IN THE ENVIRONMENT** Photosynthesis and Respiration: Energy for Life 585
- 16.5 The Activity Series: Predicting Spontaneous Redox Reactions 585
  - The Activity Series of Metals 586
  - Predicting Whether a Metal Will Dissolve in Acid 588
- 16.6 Batteries: Using Chemistry to Generate Electricity 589
  - Dry-Cell Batteries 591
  - Lead-Acid Storage Batteries 592
  - Fuel Cells 592
- 16.7 Electrolysis: Using Electricity to Do Chemistry 593
- 16.8 Corrosion: Undesirable Redox Reactions 594
  - EVERYDAY CHEMISTRY** The Fuel-Cell Breathalyzer 595
- Self-Assessment Quiz** 596
- Key Terms** 600
- Exercises** 600
- Answers to Skillbuilder Exercises** 607
- Answers to Conceptual Checkpoints** 607

## 17 Radioactivity and Nuclear Chemistry 608

- 17.1 Diagnosing Appendicitis 609
- 17.2 The Discovery of Radioactivity 610
- 17.3 Types of Radioactivity: Alpha, Beta, and Gamma Decay 611
  - Alpha ( $\alpha$ ) Radiation 612
  - Beta ( $\beta$ ) Radiation 614
  - Gamma ( $\gamma$ ) Radiation 615
  - Positron Emission 616
- 17.4 Detecting Radioactivity 618
- 17.5 Natural Radioactivity and Half-Life 619
  - Half-Life 619
  - CHEMISTRY AND HEALTH** Environmental Radon: A Natural Radioactive Decay Series 621
- 17.6 Radiocarbon Dating: Using Radioactivity to Measure the Age of Fossils and Other Artifacts 622
  - CHEMISTRY IN THE MEDIA** The Shroud of Turin 623
- 17.7 The Discovery of Fission and the Atomic Bomb 624
- 17.8 Nuclear Power: Using Fission to Generate Electricity 626
- 17.9 Nuclear Fusion: The Power of the Sun 627
- 17.10 The Effects of Radiation on Life 628
  - Acute Radiation Damage 628
  - Increased Cancer Risk 628
  - Genetic Defects 629
  - Measuring Radiation Exposure 629
- 17.11 Radioactivity in Medicine 629
  - Isotope Scanning 629
  - Radiotherapy 630
- Self-Assessment Quiz** 631
- Key Terms** 634
- Exercises** 634
- Answers to Skillbuilder Exercises** 639
- Answers to Conceptual Checkpoints** 639

## 18 Organic Chemistry 640

- 18.1 What Do I Smell? 641
- 18.2 Vitalism: The Difference between Organic and Inorganic 642
- 18.3 Carbon: A Versatile Atom 643
  - CHEMISTRY IN THE MEDIA** The Origin of Life 644
- 18.4 Hydrocarbons: Compounds Containing Only Carbon and Hydrogen 645
- 18.5 Alkanes: Saturated Hydrocarbons 646
  - CHEMISTRY IN THE MEDIA** Environmental Problems Associated with Hydrocarbon Combustion 647



<b>18.6</b>	Isomers: Same Formula, Different Structure	651
<b>18.7</b>	Naming Alkanes	652
<b>18.8</b>	Alkenes and Alkynes	655
	About Alkenes and Alkynes	655
	Naming Alkenes and Alkynes	657
<b>18.9</b>	Hydrocarbon Reactions	658
	Alkane Substitution Reactions	659
	Alkene and Alkyne Addition Reactions	659
<b>18.10</b>	Aromatic Hydrocarbons	660
	Naming Aromatic Hydrocarbons	661
<b>18.11</b>	Functional Groups	663
<b>18.12</b>	Alcohols	664
	Naming Alcohols	664
	About Alcohols	665
<b>18.13</b>	Ethers	665
	Naming Ethers	665
	About Ethers	666
<b>18.14</b>	Aldehydes and Ketones	666
	Naming Aldehydes and Ketones	667
	About Aldehydes and Ketones	667
<b>18.15</b>	Carboxylic Acids and Esters	668
	Naming Carboxylic Acids and Esters	669
	About Carboxylic Acids and Esters	669
<b>18.16</b>	Amines	671
<b>18.17</b>	Polymers	672
	<b>EVERYDAY CHEMISTRY</b> Kevlar: Stronger Than Steel	674
	<b>Self-Assessment Quiz</b>	675
	<b>Key Terms</b>	679
	<b>Exercises</b>	680
	<b>Answers to Skillbuilder Exercises</b>	692
	<b>Answers to Conceptual Checkpoints</b>	693

## 19 Biochemistry 694

<b>19.1</b>	The Human Genome Project	695
<b>19.2</b>	The Cell and Its Main Chemical Components	696
<b>19.3</b>	Carbohydrates: Sugar, Starch, and Fiber	696
	Monosaccharides	697
	Disaccharides	698
	Polysaccharides	699
<b>19.4</b>	Lipids	701
	Fatty Acids	701
	Fats and Oils	702
	Other Lipids	704
	<b>CHEMISTRY AND HEALTH</b> Dietary Fats	706
<b>19.5</b>	Proteins	707
<b>19.6</b>	Protein Structure	711
	Primary Structure	712
	Secondary Structure	712



	<b>EVERYDAY CHEMISTRY</b> Why Hair Gets Longer When It Is Wet	714
	Tertiary Structure	714
	Quaternary Structure	715
<b>19.7</b>	Nucleic Acids: Molecular Blueprints	716
<b>19.8</b>	DNA Structure, DNA Replication, and Protein Synthesis	718
	DNA Structure	719
	DNA Replication	720
	Protein Synthesis	721
	<b>CHEMISTRY AND HEALTH</b> Drugs for Diabetes	723
	<b>Self-Assessment Quiz</b>	723
	<b>Key Terms</b>	726
	<b>Exercises</b>	726
	<b>Answers to Skillbuilder Exercises</b>	734
	<b>Answers to Conceptual Checkpoints</b>	734
	<b>Appendix: Mathematics Review</b>	MR-1
	<b>Answers to Odd-Numbered Exercises</b>	A-1
	<b>Glossary</b>	G-1
	<b>Credits</b>	C-1
	<b>Index</b>	I-1

## ■ Three-Column Problem Solving Strategies

Problem-Solving Procedure	32
Solving Numerical Problems	43
Writing Formulas for Ionic Compounds	142
Obtaining an Empirical Formula from Experimental Data	188
Writing Balanced Chemical Equations	214
Writing Equations for Precipitation Reactions	222
Writing Lewis Structures for Covalent Compounds	331
Predicting Geometry Using VSEPR Theory	339
Balancing Redox Equations Using the Half-Reaction Method	581
Naming Alkanes	653

# Interactive Media Contents

## Key Concept Videos



The eText 2.0 icon indicates that this feature is embedded and interactive in the eText.

<b>3.3</b>	Classifying Matter	63	<b>8.5</b>	Limiting Reactant, Theoretical Yield, and Percent Yield	257
<b>4.4</b>	Subatomic Particles and Isotope Symbols	103	<b>10.6</b>	Resonance and Formal Charge	334
<b>5.7</b>	Naming Ionic Compounds	144	<b>14.4</b>	Definitions of Acids and Bases	489
<b>5.8</b>	Naming Molecular Compounds	149	<b>14.10</b>	Buffers	509
<b>7.3</b>	Writing and Balancing Chemical Equations	211	<b>15.7</b>	Le Châtelier's Principle	542
<b>8.2</b>	Reaction Stoichiometry	250	<b>17.3</b>	Types of Radioactivity	611

## Interactive Worked Examples



<b>2.10</b>	Solving Multistep Unit Conversion Problems	33	<b>9.5</b>	Writing Electron Configurations from the Periodic Table	305
<b>2.14</b>	Solving Multistep Conversion Problems Involving Units Raised to a Power	38	<b>9.6</b>	Atomic Size	308
<b>2.16</b>	Density as a Conversion Factor	41	<b>10.4</b>	Writing Lewis Structures for Covalent Compounds	331
<b>3.5</b>	Conversion of Energy Units	74	<b>10.8</b>	Predicting Geometry Using VSEPR Theory	339
<b>3.10</b>	Relating Heat Energy to Temperature Changes	83	<b>10.11</b>	Determining Whether a Molecule Is Polar	344
<b>4.8</b>	Numbers of Protons and Neutrons from Isotope Symbols	117	<b>11.6</b>	The Ideal Gas Law	380
<b>4.9</b>	Calculating Atomic Mass	119	<b>11.8</b>	Molar Mass, the Ideal Gas Law, and Mass Measurement	383
<b>5.5</b>	Writing Formulas for Ionic Compounds	142	<b>11.11</b>	Gases in Chemical Reactions	390
<b>5.14</b>	Nomenclature Using Figure 5.17	153	<b>12.1</b>	Using the Heat of Vaporization in Calculations	417
<b>6.3</b>	The Mole Concept—Converting between Grams and Number of Atoms	175	<b>12.4</b>	Dipole–Dipole Forces	425
<b>6.7</b>	Chemical Formulas as Conversion Factors—Converting between Grams of a Compound and Grams of a Constituent Element	182	<b>13.2</b>	Using Mass Percent in Calculations	454
<b>6.9</b>	Mass Percent Composition	185	<b>13.3</b>	Calculating Molarity	456
<b>6.11</b>	Obtaining an Empirical Formula from Experimental Data	188	<b>13.4</b>	Using Molarity in Calculations	457
<b>7.2</b>	Writing Balanced Chemical Equations	214	<b>13.7</b>	Solution Stoichiometry	462
<b>7.7</b>	Writing Equations for Precipitation Reactions	222	<b>14.4</b>	Acid–Base Titration	496
<b>8.2</b>	Mass-to-Mass Conversions	255	<b>14.8</b>	Calculating pH from $[H_3O^+]$	507
<b>8.5</b>	Finding Limiting Reactant and Theoretical Yield	262	<b>15.3</b>	Calculating Equilibrium Constants	540
<b>8.7</b>	Stoichiometry Involving $\Delta H_{rxn}$	267	<b>15.4</b>	Using Equilibrium Constants in Calculations	541
			<b>15.9</b>	Calculating Molar Solubility from $K_{sp}$	553
			<b>16.7</b>	Balancing Redox Reactions	583
			<b>17.1</b>	Writing Nuclear Equations for Alpha ( $\alpha$ ) Decay	613

# To the Student

This book is for *you*, and every text feature is meant to help you learn and succeed in your chemistry course. I wrote this book with two main goals for you in mind: to see chemistry as you never have before and to develop the problem-solving skills you need to succeed in chemistry.

I want you to experience chemistry in a new way. I have written each chapter to show you that chemistry is not just something that happens in a laboratory; chemistry surrounds you at every moment. Several outstanding artists have helped me to develop photographs and art that will help you visualize the molecular world. From the opening example to the closing chapter, you will *see* chemistry. My hope is that when you finish this course, you will think differently about your world because you understand the molecular interactions that underlie everything around you.

My second goal is for you to develop problem-solving skills. No one succeeds in chemistry—or in life, really—without the ability to solve problems. I can't give you a one-size-fits-all formula for problem solving, but I can and do give you strategies that will help you develop the *chemical intuition* you need to understand chemical reasoning.

Look for several recurring features throughout this book designed to help you master problem solving. The most important ones are: (1) a four-step process (Sort, Strategize, Solve, and Check) designed to help you learn how to develop a problem-solving approach; (2) the solution map, a visual aid that helps you navigate your way through problems; (3) two-column Examples, in which the left column explains in clear and simple language the purpose of each step of the solution shown in the right column; and (4) three-column Examples, which describe a problem-solving procedure while demonstrating how it is applied to two different Examples. In addition, the For More Practice feature at the end of each worked Example directs you to the end-of-chapter Problems that provide more opportunity to practice the skill(s) covered in each Example. In addition, Interactive Worked Examples are digital versions of select worked Examples from the text that help you break down problems using the book's "Sort, Strategize, Solve, and Check" technique. Interactive Worked Examples can be found in the eText 2.0 and can be accessed directly at: [https://media.pearsoncmg.com/ph/esm/esm\\_tro\\_intro\\_6/media/index.html](https://media.pearsoncmg.com/ph/esm/esm_tro_intro_6/media/index.html).

Recent research has demonstrated that you will do better on your exams if you take a multiple-choice pre-exam before your actual exam. At the end of each chapter, you will find a Self-Assessment Quiz to help you check your understanding of the material in that chapter. You can string these together to make a pre-exam. For example, if your exam covers Chapters 5–7, complete the Self-Assessment Quizzes for those chapters as part of your preparation for the exam. The questions you miss on the quiz will reveal the areas you need to spend the most time studying. Studies show that if you do this, you will do better on the actual exam.

Lastly, I hope this book leaves you with the knowledge that chemistry is *not* reserved only for those with some superhuman intelligence level. With the right amount of effort and some clear guidance, anyone can master chemistry, including you.

Sincerely,

Nivaldo J. Tro  
[tro@westmont.edu](mailto:tro@westmont.edu)



# To the Instructor

I thank all of you who have used any of the first five editions of *Introductory Chemistry*—you have made this book the best-selling book in its market, and for that I am extremely grateful. The preparation of the sixth edition has enabled me to continue to refine the book to meet its fundamental purpose: teaching chemical skills in the context of relevance.

*Introductory Chemistry* is designed for a one-semester, college-level, introductory or preparatory chemistry course. Students taking this course need to develop problem-solving skills—but they also must see *why* these skills are important to them and to their world. *Introductory Chemistry* extends chemistry from the laboratory to the student's world. It motivates students to learn chemistry by demonstrating the role it plays in their daily lives.

This is a visual book. Wherever possible, I use images to help communicate the subject. In developing chemical principles, for example, I worked with several artists to develop multipart images that show the connection between everyday processes visible to the eye and the molecular interactions responsible for those processes. This art has been further refined and improved in the sixth edition, making the visual impact sharper and more targeted to student learning. For example, I have continued to expand and refine a hierarchical system of labeling in many of the images: the white-boxed labels are the most important, the tan boxes are second in importance, and the unboxed labels are the third most important. In many cases, this system allows information to be placed closest to its point of relevance, instead of being lumped together in the caption. In addition, this allows me to treat related labels and annotations within an image in the same way, so that the relationships between them are immediately evident. My intent is to create an art program that teaches and presents complex information clearly and concisely. Many of the illustrations showing molecular depictions of a real-world object or process have three parts: macroscopic (what we can see with our eyes); molecular and atomic (space-filling models that depict what the molecules and atoms are doing); and symbolic (how chemists represent the molecular and atomic world). Students can begin to see the connections between the macroscopic world, the molecular world, and the representation of the molecular world with symbols and formulas.

The problem-solving pedagogy employs four steps as it has done in the previous five editions: Sort, Strategize, Solve, and Check. This four-step procedure guides students as they learn chemical problem solving. Students will also encounter extensive flowcharts throughout the book, allowing them to better visualize the organization of chemical ideas and concepts.

Throughout the worked Examples in this book, I use a *two- or three-column* layout in which students learn a general procedure for solving problems of a particular type as they see this procedure applied to one or two worked Examples. In this format, the *explanation* of how to solve a problem is placed directly beside the actual steps in the *solution* of the problem. Many of you have told me that you use a similar technique in lecture and office hours. Since students have specifically asked for connections between worked Examples and end-of-chapter Problems, I include a For More Practice feature at the end of each worked Example that lists the end-of-chapter review Examples and end-of-chapter Problems that provide additional opportunities to practice the skill(s) covered in the example. Also in this edition, we have 39 Interactive Worked Examples, which can be accessed in the eText 2.0.

A successful feature of previous editions is the Conceptual Checkpoints, a series of short questions that students can use to test their mastery of key concepts as they read through a chapter. For this edition, all Conceptual Checkpoints are embedded in eText 2.0. Emphasizing understanding rather than calculation, they are designed to encourage active learning even while reading. Your continued embrace of this feature prompted me to add more of these to the sixth edition.

In this edition, I have also added a new category of End-of-Chapter Questions called *Data Interpretation and Analysis*. These questions present real data in real-life situations and ask students to analyze and interpret that data. They are designed to give students much needed practice in reading graphs, understanding tables, and making data-driven decisions.

In my own teaching, I have been influenced by two studies published in the last few years. The first one is a mega analysis of the effect of active learning on student learning in STEM disciplines.<sup>1</sup> In this study, Freeman and his coworkers convincingly demonstrate that students learn better when they are active in the process. The second study focuses on the effect of multiple-choice pretests on student exam performance.<sup>2</sup> Here, Pyburn and his coworkers show that students who take a multiple-choice pretest do better on exams than those who do not. Even more interesting, the enhancement is greater for lower performing students. In my courses, I have implemented both active learning and multiple-choice pretesting with good results. In my books, I have developed tools to allow you to incorporate these techniques as well.

To help you with active learning, I have added 12 Key Concept Videos to the media package that accompanies this book. These three- to five-minute videos each introduce a key concept from the chapter. They are themselves interactive because every video has an embedded question posed to the student to test understanding. In addition, there are 19 new Interactive Worked Examples adding to a total of 39 new and revised Interactive Worked Example videos in the media package. This means that you now have a library of 31 new interactive videos and a total of 51 new and revised interactive videos to enhance your course.

In my courses, I use these videos in conjunction with the book to implement a *before, during, after* strategy for my students. My goal is simple: *Engage students in active learning before class, during class, and after class.* To that end, I assign a video *before* most class sessions. All Key Concept Videos and Interactive Worked Examples are embedded and interactive in eText 2.0, allowing students to review and test their understanding in real-time. The video introduces students to a concept or problem that I will cover in the lecture. *During* class, I expand on the concept or problem using *Learning Catalytics™* to question my students. Instead of simply passively listening to a lecture, they are interacting with the concepts through questions that I pose. Sometimes I ask my students to answer individually, other times in pairs or even groups. This approach has changed my classroom. Students engage in the material in new ways. They are actively learning and have to think and process and interact. Finally, *after* class, I give them another assignment, usually a short follow-up question or problem. At this point, they must apply what they have learned to solve a problem.

To help you with multiple-choice pretesting, each chapter contains a Self-Assessment Quiz. Like the Conceptual Checkpoints and the videos, these quizzes are embedded in eText 2.0. These quizzes are designed so that students can test themselves on the core concepts and skills of each chapter. I encourage my students to use these quizzes as they prepare for exams. For example, if my exam covers Chapters 5–8, I assign the quizzes for those chapters for credit (you can do this in MasteringChemistry™). Students then get a pretest on the core material that will be on the exam.

My goal with this new edition is to continue to help you make learning a more active (rather than passive) process for your students. I hope the tools that I have provided here continue to aid you in teaching your students better and more effectively. Please feel free to email me with any questions or comments you might have. I look forward to hearing from you as you use this book in your course.

Sincerely,  
Nivaldo J. Tro  
tro@westmont.edu

<sup>1</sup> Freeman, Scott; Eddy, Sarah L.; McDonough, Miles; Smith, Michelle K.; Okoroafor, Nnadozie; Jordt, Hannah; and Wenderoth, Mary Pat; Active learning increases student performance in science, engineering, and mathematics, 2014, Proc. Natl. Acad. Sci.

<sup>2</sup> Daniel T. Pyburn, Samuel Pazicni, Victor A. Benassi, and Elizabeth M. Tappin J. Chem. Educ., 2014, 91 (12), pp. 2045–2057.

# Preface

## What's New in This Edition?

The book has been extensively revised and contains more small changes than can be detailed here. The most significant changes to the book and its supplements are listed below.

- I have added a new category of end-of-chapter questions called *Data Interpretation and Analysis*. These questions present real data in real-life situations and ask students to analyze that data. They give students much needed practice in reading graphs, digesting tables, and making data-driven decisions. A new section (Section 1.4), including a new in-chapter worked Example (Example 1.4), introduces these skills.
- There are 12 new Key Concept Videos and 19 new Interactive Worked Examples to accompany the book. That means there are 31 new videos and 51 total new and revised interactive videos to accompany the material in the sixth edition. All Key Concept Videos and Interactive Worked Examples are embedded and interactive in eText 2.0, allowing students to review and test their understanding in real-time. These tools are designed to help professors engage their students in active learning. Recent research has conclusively demonstrated that students learn better when they are active in the learning process, as opposed to passively listening and simply taking in content. The Key Concept Videos are brief (three to five minutes), and each introduces and explains a key concept from a chapter. The student does not just passively listen to the video; the video stops in the middle and poses a question to the student. The student must answer the question before the video continues. Each video also includes a follow-up question that is assignable in MasteringChemistry™. The Interactive Worked Examples are similar in concept, but instead of explaining a key concept, they walk the student through one of the in-chapter worked examples from the book. Like the Key Concept Videos, Interactive Worked Examples stop in the middle and force the student to interact by completing a step in the example. The examples also have a follow-up question that is assignable in MasteringChemistry™. The power of interactivity to make connections in problem solving is immense. I did not quite realize this power until we started making the Interactive Worked Examples and I saw how I could use the animations to make connections that are just not possible on the static page.
- All chapter-ending Self-Assessment Quizzes are embedded in eText 2.0.
- I have added 13 new Conceptual Checkpoint questions throughout the book. For this edition, all Conceptual Checkpoints are embedded in eText 2.0.
- I have updated the data throughout the book to reflect the most recent measurements and developments available. I changed the half-life of carbon-14 to 5715 years in Table 17.2 and throughout Chapter 17 to reflect the current accepted value, and I also added new information about *thermoluminescent dosimeters* (and deleted the information on film badge dosimeters) to Section 17.4. Other updates include changes to Figure 8.2, *Climate change*; Section 10.1, *Bonding Models and AIDS Drugs*; Table 11.5, *Changes in Pollutant Levels for Major U.S. Cities, 1980–2014*; the *Chemistry in the Environment* box in Section 12.8, *Water: A Remarkable Molecule*; and Section 17.8, *Nuclear Power: Using Fission to Generate Electricity*.

- Several chapter-opening sections and (or) the corresponding art, including Sections 1.1, 2.1, 12.1, and 16.1, have been replaced or significantly modified.
- I added a new section (Section 2.8) and new worked example (Example 2.12) as well as new end-of-chapter Problems to address conversions involving quantities with combined units such as mL/kg or km/hr.
- I have extensively modified the art program to move information from the captions and into the art itself. This allows relevant information to be placed right where it is most needed and makes the art a more accessible study and review tool. I have modified 70 figures in this way.
- I have modified end-of-chapter Problems that were showing low levels of student success when assigned in MasteringChemistry™.
- I have added temporary symbols for elements 113, 115, 117, and 118 (Uut, Uup, Uus, and Uuo, respectively) to all periodic tables.
- In all chapters, chapter text was edited for clarity and to limit use of passive voice and extraneous words and phrases.

## Teaching Principles

---

The development of basic chemical principles—such as those of atomic structure, chemical bonding, chemical reactions, and the gas laws—is one of the main goals of this text. Students must acquire a firm grasp of these principles in order to succeed in the general chemistry sequence or the chemistry courses that support the allied health curriculum. To that end, the book integrates qualitative and quantitative material and proceeds from concrete concepts to more abstract ones.

### Organization of the Text

The main divergence in topic ordering among instructors teaching introductory and preparatory chemistry courses is the placement of electronic structure and chemical bonding. Should these topics come early, at the point where models for the atom are being discussed? Or should they come later, after the student has been exposed to chemical compounds and chemical reactions? Early placement gives students a theoretical framework within which they can understand compounds and reactions. However, it also presents students with abstract models before they understand why they are necessary. I have chosen a later placement; nonetheless, I know that every course is unique and that each instructor chooses to cover topics in his or her own way. Consequently, I have written each chapter for maximum flexibility in topic ordering. In addition, the book is offered in two formats. The full version, *Introductory Chemistry*, contains 19 chapters, including organic chemistry and biochemistry. The shorter version, *Introductory Chemistry Essentials*, contains 17 chapters and omits these topics.



## Print and Media Resources

### Instructor and Student Supplements

0134564057 / 9780134564050	Instructor Resource Manual with Complete Solutions
013455342X / 9780134553429	TestGen Test Bank (Download only)
0134553446 / 9780134553443	Instructor Resource Materials (Download only)
0134553411 / 9780134553412	Study Guide
0134564065 / 9780134564067	Student Selected Solutions Manual
0134555554 / 9780134555553	Modified MasteringChemistry™ with Pearson eText–Instant Access
0134555570 / 9780134555577	MasteringChemistry™ with Pearson eText–Instant Access

## Acknowledgments

This book has been a group effort, and I am grateful for all of those who helped me. First and foremost, I would like to thank my editor Scott Dustan. I have known Scott for many years and in various roles, and am grateful to have him as my editor. I appreciate his straightforward style, constant support, and commitment to my work. I am also in a continual state of awe and gratitude to Erin Mulligan, my development editor and friend. Thanks, Erin, for all your outstanding help and advice. Thanks also to Jackie Jakob, media editor extraordinaire. Jackie is the force behind the media elements that accompany this book, and I am grateful for her vision, guidance, and friendship. Thanks also to Jennifer Hart, with whom I have now worked for over a decade. Thanks Jennifer for your constant attention, guidance, and wisdom on all of my projects at Pearson. I am also grateful for Jeanne Zalesky, Adam Jaworski, Paul Corey and the rest of Pearson leadership. You have supported my projects and my vision from the beginning, and I am privileged to work with you.

I would also like to thank Elizabeth Ellsworth, my marketing manager, whose creativity in describing and promoting the book is without equal. I am also grateful to Coleen Morrison, whose help with editing and manuscript preparation was invaluable. Thanks also to the MasteringChemistry™ team who continue to provide and promote the best online homework system on the planet. I also appreciate the expertise and professionalism of my copy editor, Betty Pessagno, as well as the skill and diligence of Francesca Monaco and her colleagues at codeMantra. I am a picky author, and they always accommodated my seemingly endless requests. Thank you, Francesca. Thanks as well to my content producer, Chandrika Madhavan and the rest of the Pearson editorial and production team—they are part of a first-class operation. This text has benefited immeasurably from their talents and hard work. I owe a special debt of gratitude to Quade Paul, who continues to make my ideas come alive in his chapter-opener and cover art.

I am grateful for the assistance of my colleagues, Allan Nishimura, David Marten, Stephen Contakes, Kristi Lazar, Carrie Hill, Michael Everest, Amanda Silberstein, and Heidi Henes-Vanbergen, who have supported me in my department while I worked on this book. I owe a special debt of gratitude to Michael Tro. He has been helping me with manuscript preparation, proofreading, organizing art manuscripts, and tracking changes in end-of-chapter material for the past six years. Michael has been reliable, accurate, and invaluable. Thanks Mikee! I also owe a special thanks to my colleagues Michael Everest and Tom Greenbowe, who collaborated with me in creating some of the end of chapter questions.

I am grateful to those who have given so much to me personally while writing this book. First on that list is my wife, Ann. Her patience and love for me are beyond description. I also thank my children, Michael, Ali, Kyle, and Kaden, whose smiling faces and love of life always inspire me. I come from a large Cuban family, whose closeness and support most people would envy. Thanks to my parents, Nivaldo and Sara; my siblings, Sarita, Mary, and Jorge; my siblings-in-law, Jeff, Nachy, Karen, and John; my nephews and nieces, Germain, Danny, Lisette, Sara, and Kenny. These are the people with whom I celebrate life.

Lastly, I am indebted to the many reviewers, listed next, whose ideas are found throughout this book. They have corrected me, inspired me, and sharpened my thinking on how best to teach this subject we call chemistry. I deeply appreciate their commitment to this project.

## Reviewers of the 6th Edition

---

Premilla Arasasingham  
*El Camino College*

Crystal Bendenbaugh  
*Southeastern University*

Charles Carraher  
*Florida Atlantic University*

Cassidy Dobson  
*St. Cloud University*

David Futoma  
*Roger Williams University*

Galen George  
*Santa Rosa Junior College*

Marcia Gillette  
*Indiana University Kokomo*

Ganna Lyubartseva  
*Southern Arkansas University*

Helen Motokane  
*El Camino College*

David Rodgers  
*North Central Michigan College*

Mu Zheng  
*Tennessee State University*

### 6<sup>th</sup> Edition Accuracy Reviewers

Kelly Befus  
*Anoka-Ramsey Community College*

Stevenson Flemer  
*University of Vermont*

Lance Lund  
*Anoka-Ramsey Community College*

Tanea Reed  
*Eastern Kentucky University*

Jennifer Zabzydar  
*Palomar College*

## Reviewers of the 5th Edition

---

Scott Bunge  
*Kent State University*

Ebru Buyuktanir  
*Stark State College*

Claire Cohen  
*University of Toledo*

Robert Culp  
*California State University — Fresno*

Rosa Davila  
*College of Southern Idaho*

Alyse Dilts  
*Harrisburg Area Community College*

Sylvia Esjornson  
*Southwestern Oklahoma State University*

Jennifer Firestone  
*Lindenwood University*

Kathy Flynn  
*College of the Canyons*

Sara Harvey  
*Los Angeles Pierce College*

Michael Hauser  
*St. Louis Community College — Meramec*

Edward Lee  
*Texas Tech University*

Craig McClure  
*University of Alabama — Birmingham*

Virginia Miller  
*Montgomery College*

Michael Rodgers  
*Southeast Missouri State University*

Janice Webster  
*Ivy Tech Community College — Terre Haute*

James Zubricky  
*University of Toledo*

### 5<sup>th</sup> Edition Accuracy Reviewers

Alyse Dilts  
*Harrisburg Area Community College*

Stevenson Flemer Jr.  
*University of Vermont*

Connie Lee  
*Montgomery County Community College*

Lance Lund  
*Anoka-Ramsey Community College*

Kent McCorkle  
*Fresno City College*

## Reviewers of the 4th Edition

---

Jeffrey Allison  
*Austin Community College*

Mikhail V. Barybin  
*The University of Kansas*

Lara Baxley  
*California Polytechnic State University*

Kelly Befus  
*Anoka-Ramsey Community College*

Joseph Bergman  
*Illinois Central College*

Simon Bott  
*University of Houston*

Carmela Byrnes  
*MiraCosta College*

Carmela Magliocchi Brynes  
*MiraCosta College*

Guy Dadson  
*Fullerton College*

Maria Cecilia D. de Mesa  
*Baylor University*

Brian G. Dixon  
*Massachusetts Maritime Academy*

Timothy Dudley  
*Villanova University*

Jeannine Eddleton  
*Virginia Tech*

Ron Erickson  
*University of Iowa*

Donna Friedman  
*St. Louis Community College—Florissant Valley*

Luther D. Giddings  
*Salt Lake Community College*

Marcus Giotto  
*Quinsigamond Community College*

Melodie Graber  
*Oakton Community College*

Maru Grant  
*Ohlone College*

Jerod Gross  
*Roanoke Benson High School*

Tammy S. Gummersheimer  
*Schenectady County Community College*

Tamara E. Hanna  
*Texas Tech University*

Michael A. Hauser  
*St. Louis Community College*

Bruce E. Hodson  
*Baylor University*

Donald R. Jones  
*Lincoln Land Community College*

Martha R. Kellner  
*Westminster College*

Farkhondeh Khalili  
*Massachusetts Bay Community College*

Margaret Kiminsky  
*Monroe Community College*

Rebecca Krystyniak  
*Saint Cloud State*

Chuck Laland  
*Black Hawk College*

Richard Lavalley  
*Santa Monica College*

Laurie Leblanc  
*Cuyamaca College*

Nancy Lee  
*MiraCosta College*

Vicki MacMurdo  
*Anoka-Ramsey Community College*

Jack F. McKenna  
*St. Cloud State University*

Virginia Miller  
*Montgomery College*

Geoff Mitchell  
*Washington International School*

Meg Osterby  
*Western Technical College*

John Petty  
*University of South Alabama*

Jason Serin  
*Glendale Community College*

Steven Socol  
*McHenry Community College*

Youngju Sohn  
*Florida Institute of Technology*

Jie Song  
*University of Michigan—Flint*

Clarissa Sorenson-Unruh  
*Central New Mexico Community College*

David Vanderlinden  
*Des Moines Area Community College*

Vidyullata C. Waghulde  
*St. Louis Community—Meramec*

## Reviewers of the 3rd Edition

---

Benjamin Arrowood  
*Ohio University*

Joe Bergman  
*Illinois Central College*

Timothy Dudley  
*Villanova University*

Sharlene J. Dzugan  
*University of Cumberlands*

Thomas Dzugan  
*University of Cumberlands*

Donna G. Friedman  
*St. Louis Community College*

Erick Fuoco  
*Daley College*

Melodie A. Graber  
*Oakton Community College*

Michael A. Hauser  
*St. Louis Community College, Meramec Campus*

Martha R. Joseph  
*Westminster College*

Timothy Kreider  
*University of Medicine & Dentistry of New Jersey*

Laurie Leblanc  
*Grossmont College*

Carol A. Martinez  
*Central New Mexico Community College*

Kresimir Rupnik  
*Louisiana State University*

Kathleen Thrush Shaginaw  
*Particular Solutions, Inc.*

Pong (David) Shieh  
*Wharton College*

Mary Sohn  
*Florida Tech*

Kurt Allen Teets  
*Okaloosa-Walton College*

John Thurston  
*University of Iowa*

Anthony P. Toste  
*Missouri State University*

Carrie Woodcock  
*Eastern Michigan University*

## Reviewers of the 2nd Edition

---

David S. Ballantine, Jr.  
*Northern Illinois University*

Colin Bateman  
*Brevard Community College*

Michele Berkey  
*San Juan College*

Steven R. Boone  
*Central Missouri State University*

Morris Bramlett  
*University of Arkansas—Monticello*

Bryan E. Breyfogle  
*Southwest Missouri State University*

Frank Carey  
*Wharton County Junior College*

Robbey C. Culp  
*Fresno City College*

Michelle Driessen  
*University of Minnesota—Minneapolis*

Donna G. Friedman  
*St. Louis Community College—Florissant Valley*

Crystal Gambino  
*Manatee Community College*

Steve Gunther  
*Albuquerque Technical Vocational Institute*

Michael Hauser  
*St. Louis Community College—Meramec*

Newton P. Hillard, Jr.  
*Eastern New Mexico University*

Carl A. Hoeger  
*University of California—San Diego*

Donna K. Howell  
*Angelo State University*

Nichole Jackson  
*Odessa College*

T. G. Jackson  
*University of South Alabama*



Donald R. Jones  
*Lincoln Land Community College*  
Kirk Kawagoe  
*Fresno City College*  
Roy Kennedy  
*Massachusetts Bay Community College*  
Blake Key  
*Northwestern Michigan College*  
Rebecca A. Krystyniak  
*St. Cloud State University*  
Laurie LeBlanc  
*Cuyamaca College*  
Ronald C. Marks  
*Warner Southern College*

Carol A. Martinez  
*Albuquerque Technical Vocational Institute*  
Charles Michael McCallum  
*University of the Pacific*  
Robin McCann  
*Shippensburg University*  
Victor Ryzhov  
*Northern Illinois University*  
Theodore Sakano  
*Rockland Community College*  
Deborah G. Simon  
*Santa Fe Community College*  
Mary Sohn  
*Florida Institute of Technology*

Peter-John Stanskas  
*San Bernardino Valley College*  
James G. Tarter  
*College of Southern Idaho*  
Ruth M. Topich  
*Virginia Commonwealth University*  
Eric L. Trump  
*Emporia State University*  
Mary Urban  
*College of Lake County*  
Richard Watt  
*University of New Mexico*  
Lynne Zeman  
*Kirkwood Community College*

## Reviewers of the 1st Edition

---

Lori Allen  
*University of Wisconsin—Parkside*  
Laura Andersson  
*Big Bend Community College*  
Danny R. Bedgood  
*Arizona State University*  
Christine V. Bilicki  
*Pasadena City College*  
Warren Bosch  
*Elgin Community College*  
Bryan E. Breyfogle  
*Southwest Missouri State University*  
Carl J. Carrano  
*Southwest Texas State University*  
Donald C. Davis  
*College of Lake County*  
Donna G. Friedman  
*St. Louis Community College at Florissant Valley*

Leslie Wo-Mei Fung  
*Loyola University of Chicago*  
Dwayne Gergens  
*San Diego Mesa College*  
George Goth  
*Skyline College*  
Jan Gryko  
*Jacksonville State University*  
Roy Kennedy  
*Massachusetts Bay Community College*  
C. Michael McCallum  
*University of the Pacific*  
Kathy Mitchell  
*St. Petersburg Junior College*  
Bill Nickels  
*Schoolcraft College*  
Bob Perkins  
*Kwantlen University College*

Mark Porter  
*Texas Tech University*  
Caryn Prudenté  
*University of Southern Maine*  
Rill Ann Reuter  
*Winona State University*  
Connie M. Roberts  
*Henderson State University*  
Jeffery A. Schneider  
*SUNY—Oswego*  
Kim D. Summerhays  
*University of San Francisco*  
Ronald H. Takata  
*Honolulu Community College*  
Calvin D. Tormanen  
*Central Michigan University*  
Eric L. Trump  
*Emporia State University*



# Help students develop **21st-century** skills to succeed in chemistry courses, future careers, and beyond.

Nivaldo Tro's approach introduces students to 21st-century skills, encouraging them to think critically when they encounter complex information and real-world problems.

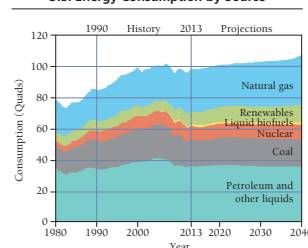
**NEW! Data Interpretation and Analysis Questions** at the end of each chapter allow students to work with real data to develop 21st-century problem-solving skills. These questions ask students to sort, analyze and interpret actual data from real-life situations. Students practice reading graphs, digesting tables, and making data-driven decisions.

## Data Interpretation and Analysis

**124.** The graph at right shows U.S. energy consumption by source from 1980 to 2040 (based on projections). The consumption is measured in quadrillion BTUs or quads ( $1 \text{ quad} = 1.055 \times 10^{18} \text{ J}$ ).

- What were the three largest sources of U.S. energy in 2013 in descending order? What total percent of U.S. energy do these three sources provide?
- What percent of total U.S. energy is provided by renewables in 2013?
- Which two sources of U.S. energy decline as a percentage of total energy use between 1989 and 2040 (based on projections)?
- How much U.S. energy (in joules) was produced by nuclear power in 1990?

U.S. Energy Consumption by Source



A new section (Section 1.4), which includes a new in-chapter worked example (Example 1.1), introduces data interpretation and analysis skills and emphasizes their importance in student success.

All Data Interpretation and Analysis Questions are assignable in MasteringChemistry™

## 1.4 Analyzing and Interpreting Data

Identify patterns in data and interpret graphs.

We just learned how early scientists such as Lavoisier and Dalton saw patterns in a series of related measurements. Sets of measurements constitute scientific *data*, and learning to analyze and interpret data is an important scientific skill.

### Identifying Patterns in Data

Suppose you are an early chemist trying to understand the composition of water. You know that water is composed of the elements hydrogen and oxygen. You do several experiments in which you decompose different samples of water into hydrogen and oxygen, and you get the following results:

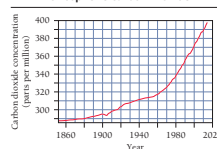
Sample	Mass of Water Sample	Mass of Hydrogen Formed	Mass of Oxygen Formed
A	20.0 g	2.2 g	17.8 g
B	50.0 g	5.6 g	44.4 g
C	100.0 g	11.1 g	88.9 g

Do you notice any patterns in this data? The first and easiest pattern to see is that the sum of the masses of oxygen and hydrogen always sums to the mass of the water sample. For example, for the first water sample,  $2.2 \text{ g hydrogen} + 17.8 \text{ g oxygen} = 20.0 \text{ g water}$ . The same is true for the other samples. Another pattern, which is a bit more difficult to see, is that the ratio of the masses of oxygen and hydrogen is the same for each sample.

Sample	Mass of Hydrogen Formed	Mass of Oxygen Formed	Mass Oxygen Mass Hydrogen
A	2.2 g	17.8 g	8.1
B	5.6 g	44.4 g	7.9
C	11.1 g	88.9 g	8.01

The ratio is 8—the small variations are due to experimental error, which is common in all measurements and observations.

Atmospheric Carbon Dioxide



▲ FIGURE 1.5 Atmospheric carbon dioxide levels from 1860 to present.

Seeing patterns in data is a creative process that requires you to not just merely tabulate laboratory measurements, but to see relationships that may not always be obvious. The best scientists see patterns that others have missed. As you learn to interpret data in this course, be creative and try looking at data in new ways.

### Interpreting Graphs

Data is often visualized using graphs or images, and scientists must constantly analyze and interpret graphs. For example, the graph in **FIGURE 1.5** shows the concentration of carbon dioxide in Earth's atmosphere as a function of time. Carbon dioxide is a greenhouse gas that has been rising as a result of the burning of fossil fuels (such as gasoline and coal). When you look at a graph such as this one, you should first examine the x and y axes and make sure you understand what each axis represents. You should also examine the numerical range of the axes. In Figure 1.5, the y axis does not begin at zero in order to better display the change that is occurring. How would this graph look different if the y axis began at zero instead of at 280? Notice also that, in this graph, the increase in carbon dioxide has not been constant over time. The rate of increase—represented by the slope of the line—has intensified since about 1960.

### EXAMPLE 1.1 Interpreting Graphs

Examine the graph in Figure 1.5 and answer each question.

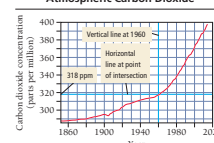
- What was the concentration of carbon dioxide in 1960?
- What was the concentration in 2000?
- How much did the concentration increase between 1960 and 2000?
- What is the average rate of increase over this time?
- If the average rate of increase remains constant, estimate the carbon dioxide concentration in 2030.

#### SOLUTION

a) What was the concentration of carbon dioxide in 1960?

To determine the concentration of carbon dioxide in 1960, draw a vertical line at the year 1960. At the point where the vertical line intersects the carbon dioxide concentration curve, draw a horizontal line. The point where the horizontal line intercepts the y axis represents the concentration in 1960. So, the concentration in 1960 was 318 ppm.

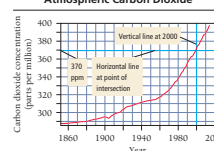
Atmospheric Carbon Dioxide



b) What was the concentration in 2000?

Apply the same procedure as in part a, but now shift the vertical line to the year 2000. The concentration in the year 2000 was 370 ppm.

Atmospheric Carbon Dioxide



continued on page 10 ►

# Students build a **framework** for solving problems.

Nivaldo Tro's unique problem-solving technique, "Sort, Strategize, Solve, and Check," teaches students how to successfully approach, set up, and solve the problems they encounter in their introductory chemistry course. Solution maps visually walk students through problems and help them learn how to organize and use given information to successfully solve problems.

Two- and three-column example formats help students break down the steps of each problem and learn and practice problem-solving techniques they can apply in other assignments.

**EXAMPLE 3.5 Conversion of Energy Units**

A candy bar contains 225 Cal of nutritional energy. How many joules does it contain?

**SORT**  
Begin by sorting the information in the problem. Here you are *given* energy in Calories and asked to *find* energy in joules.

**STRATEGIZE**  
Draw a solution map. Begin with Cal, convert to cal, and then convert to J.

**SOLUTION MAP**

Cal  $\rightarrow$  cal  $\rightarrow$  J

$\frac{1000 \text{ cal}}{1 \text{ Cal}} \quad \frac{4.184 \text{ J}}{1 \text{ cal}}$

**RELATIONSHIPS USED**  
1000 calories = 1 Cal (Table 3.2)  
4.184 J = 1 cal (Table 3.2)

**SOLUTION**  
 $225 \text{ Cal} \times \frac{1000 \text{ cal}}{1 \text{ Cal}} \times \frac{4.184 \text{ J}}{1 \text{ cal}} = 9.41 \times 10^5 \text{ J}$

**CHECK**  
Check your answer. Are the units correct? Does the answer make physical sense?


The units of the answer (J) are the desired units. The magnitude of the answer makes sense because the J is a smaller unit than the Cal; therefore, the quantity of energy in J should be greater than the quantity in Cal.

► **SKILLBUILDER 3.5 | Conversion of Energy Units**  
The complete combustion of a small wooden match produces approximately 512 cal of heat. How many kilojoules are produced?

► **SKILLBUILDER PLUS** Convert  $2.75 \times 10^4 \text{ kJ}$  to calories.

► **FOR MORE PRACTICE** Example 3.16; Problems 51, 52, 53, 54, 55, 56, 57, 58.

	EXAMPLE 2.8	EXAMPLE 2.9
<b>Problem-Solving Procedure</b>	<b>UNIT CONVERSION</b> Convert 7.8 km to miles.	<b>UNIT CONVERSION</b> Convert 0.825 m to millimeters.
<b>SORT</b> Begin by sorting the information in the problem into <i>given</i> and <i>find</i> .	<b>GIVEN:</b> 7.8 km <b>FIND:</b> mi	<b>GIVEN:</b> 0.825 m <b>FIND:</b> mm
<b>STRATEGIZE</b> Draw a solution map for the problem. Begin with the <i>given</i> quantity and symbolize each step with an arrow. Below the arrow, write the conversion factor for that step. The solution map ends at the <i>find</i> quantity. (In these examples, the relationships used in the conversions are below the solution map.)	<b>SOLUTION MAP</b> $\text{km} \rightarrow \text{mi}$ $\frac{0.6214 \text{ mi}}{1 \text{ km}}$	<b>SOLUTION MAP</b> $\text{m} \rightarrow \text{mm}$ $\frac{1 \text{ mm}}{10^{-3} \text{ m}}$
	<b>RELATIONSHIPS USED</b> 1 km = 0.6214 mi (This conversion factor is from Table 2.3.)	<b>RELATIONSHIPS USED</b> 1 mm = $10^{-3}$ m (This conversion factor is from Table 2.2.)
<b>SOLVE</b> Follow the solution map to solve the problem. Begin with the <i>given</i> quantity and its units. Multiply by the appropriate conversion factor, canceling units to arrive at the <i>find</i> quantity.	<b>SOLUTION</b> $7.8 \text{ km} \times \frac{0.6214 \text{ mi}}{1 \text{ km}} = 4.84692 \text{ mi}$ $4.84692 \text{ mi} = 4.8 \text{ mi}$	<b>SOLUTION</b> $0.825 \text{ m} \times \frac{1 \text{ mm}}{10^{-3} \text{ m}} = 825 \text{ mm}$ $825 \text{ mm} = 825 \text{ mm}$
<b>CHECK</b> Check your answer. Are the units correct? Does the answer make sense?	The units, mi, are correct. The magnitude of the answer is reasonable. A mile is longer than a kilometer, so the value in miles should be smaller than the value in kilometers.	The units, mm, are correct, and the magnitude is reasonable. A millimeter is shorter than a meter, so the value in millimeters should be larger than the value in meters.
	► <b>SKILLBUILDER 2.8   Unit Conversion</b> Convert 56.0 cm to inches.	► <b>SKILLBUILDER 2.9   Unit Conversion</b> Convert 5678 m to kilometers.
	► <b>FOR MORE PRACTICE</b> Example 2.26; Problems 73, 74, 75, 76.	► <b>FOR MORE PRACTICE</b> Problems 69, 70, 71, 72.



**NEW! and UPDATED! Interactive Worked Examples** are digital versions of select worked examples from the text that make Nivaldo Tro's unique problem-solving strategies interactive. In these digital versions the author walks students through the problem-solving process, asking them to pause and answer questions along the way. Worked example videos are embedded in eText 2.0 and assignable in MasteringChemistry™.

**Mass-to-Mass Conversions**

Given: 58.5 g of  $\text{CO}_2$

$6 \text{ CO}_2(\text{g}) + 6 \text{ H}_2\text{O}(\text{l}) \xrightarrow{\text{sunlight}} 6 \text{ O}_2(\text{g}) + \text{C}_6\text{H}_{12}\text{O}_6(\text{aq})$

Find: g  $\text{C}_6\text{H}_{12}\text{O}_6$

**Solution Map** Mass A  $\rightarrow$  Moles A  $\rightarrow$  Moles B  $\rightarrow$  Mass B

$\text{g CO}_2 \rightarrow \text{mol CO}_2 \rightarrow \text{mol C}_6\text{H}_{12}\text{O}_6 \rightarrow \text{g C}_6\text{H}_{12}\text{O}_6$

$\frac{1 \text{ mol CO}_2}{44.01 \text{ g CO}_2}$

What is the correct form of the conversion factor between mol  $\text{CO}_2$  and mol glucose? Use the balanced equation to obtain the conversion factor.



# Students learn to think critically about information in the **classroom** and in everyday life.

**NEW! Key Concept Videos** combine artwork from the textbook with 2D and 3D animations to create a dynamic on-screen viewing experience and help students understand and apply important concepts throughout the text. Key Concept Videos are embedded in eText 2.0 and are assignable in MasteringChemistry™.



These short (3–5 minutes) videos combine animation and live-action clips of author Nivaldo Tro explaining the key concept of each chapter. Embedded questions in each video increase engagement and test student understanding. Follow-up questions are assignable in MasteringChemistry™.

**UPDATED! Chapter-in-Review Exercises and Self-Assessment Quizzes** have been revised using MasteringChemistry™ metadata to identify questions that students struggled with in previous editions. In addition to a full complement of end-of-chapter questions, each chapter features a 10–15 multiple-choice question quiz that help students assess their understanding of chapter content, building critical thinking skills and reinforcing key concepts.

## Chapter 3 in Review

MasteringChemistry™ provides end-of-chapter exercises, feedback-enriched tutorial problems, animations, and interactive activities to encourage problem solving practice and deeper understanding of key concepts and topics.

### Self-Assessment Quiz



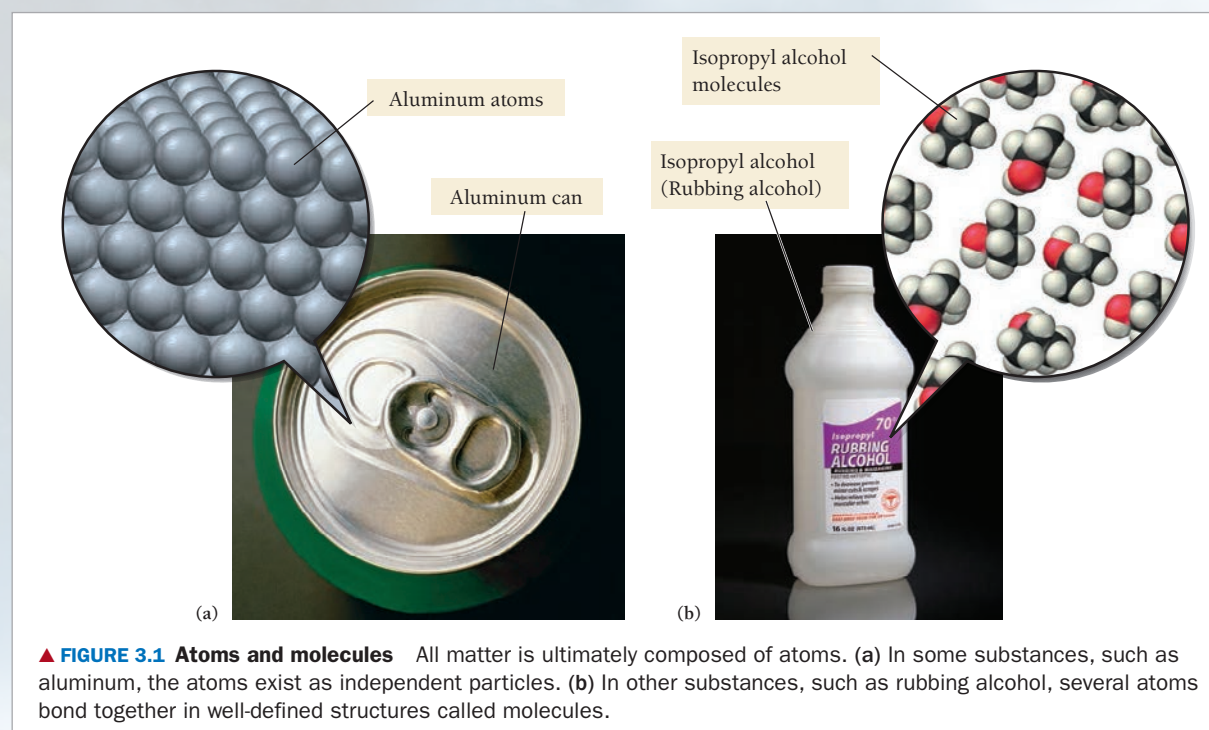
- Q1.** Which substance is a pure compound?  
(a) Gold (b) Water  
(c) Milk (d) Fruit cake
- Q2.** Which property of trinitrotoluene (TNT) is most likely a chemical property?  
(a) Yellow color  
(b) Melting point is 80.1 °C  
(c) Explosive  
(d) None of the above
- Q3.** Which change is a chemical change?  
(a) The condensation of dew on a cold night  
(b) A forest fire  
(c) The smoothening of rocks by ocean waves  
(d) None of the above
- Q4.** Which process is endothermic?  
(a) The burning of natural gas in a stove  
(b) The metabolism of glucose by your body  
(c) The melting of ice in a soft drink  
(d) None of the above
- Q5.** A 35-g sample of potassium completely reacts with chlorine to form 67 g of potassium chloride. How many grams of chlorine must have reacted?  
(a) 67 g (b) 35 g (c) 32 g (d) 12 g
- Q6.** A runner burns  $2.56 \times 10^3$  kJ during a five-mile run. How many nutritional Calories did the runner burn?  
(a)  $1.07 \times 10^1$  Cal (b) 612 Cal  
(c)  $6.12 \times 10^5$  Cal (d)  $1.07 \times 10^4$  Cal
- Q7.** Convert the boiling point of water (100.00 °C) to K.  
(a) –173.15 K  
(b) 0 K  
(c) 100.00 K  
(d) 373.15 K
- Q8.** A European doctor reports that you have a fever of 39.2 °C. What is your fever in degrees Fahrenheit?  
(a) 102.6 °F (b) 128.26 °F  
(c) 71.2 °F (d) 4 °F
- Q9.** How much heat must be absorbed by 125 g of ethanol to change its temperature from 21.5 °C to 34.8 °C?  
(a) 6.95 kJ  
(b)  $4.02 \times 10^3$  kJ  
(c) 86.6 kJ  
(d) 4.02 kJ
- Q10.** Substance A has a heat capacity that is much greater than that of substance B. If 10.0 g of substance A initially at 25.0 °C is brought into thermal contact with 10.0 g of B initially at 75.0 °C, what can you conclude about the final temperature of the two substances once the exchange of heat between the substances is complete?  
(a) The final temperature will be between 25.0 °C and 50.0 °C.  
(b) The final temperature will be between 50.0 °C and 75.0 °C.  
(c) The final temperature will be 50.0 °C.  
(d) You can conclude nothing about the final temperature without more information.

Answers: 1:b, 2:c, 3:b, 4:c, 5:c, 6:b, 7:d, 8:a, 9:d, 10:a

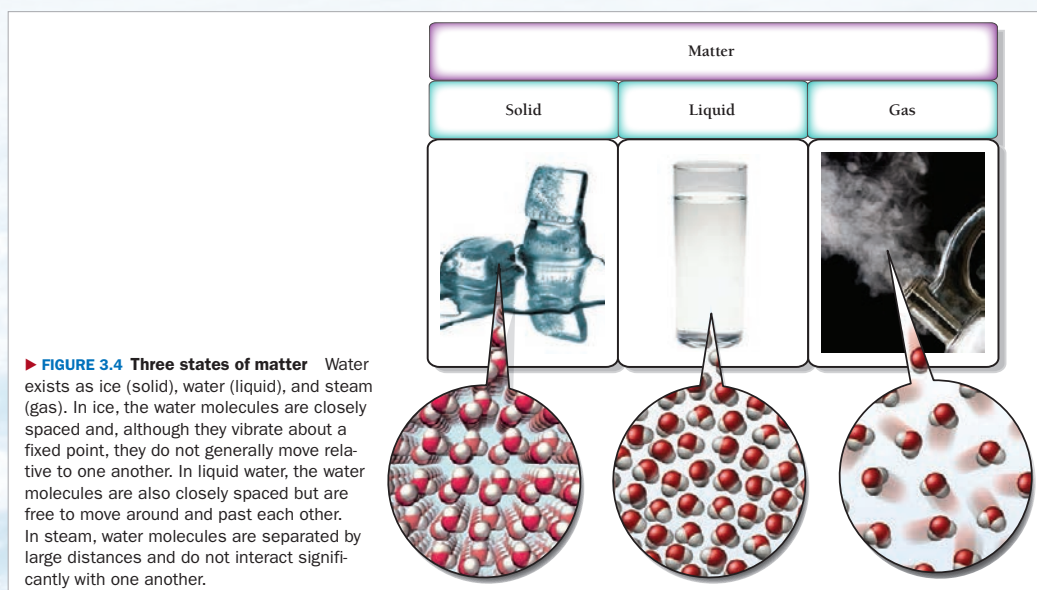


# Multipart macroscopic and molecular images engage students in **chemistry**.


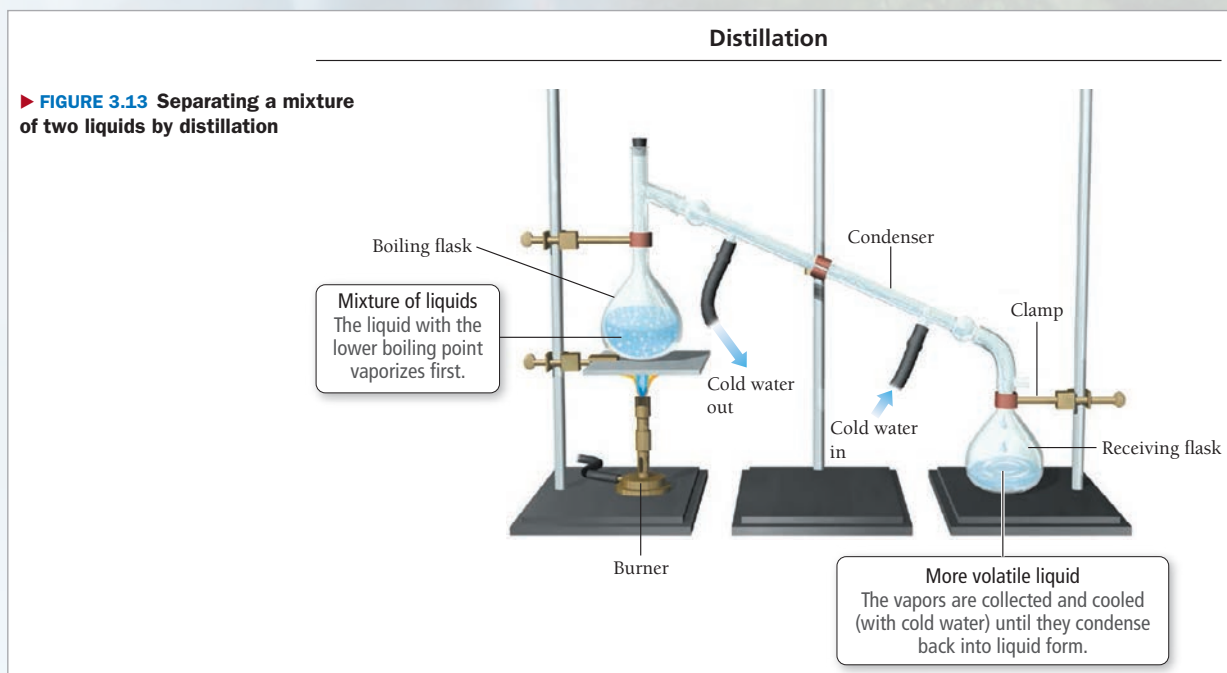
**Multipart images** allow students to see the relationship between the formulas they write down on paper (symbolic), the world they see around them (macroscopic), and the atoms and molecules that compose the world (molecular).



**Abundant molecular-level views** show students the connection between everyday processes that are visible to the eye and the behavior of atoms and molecules.



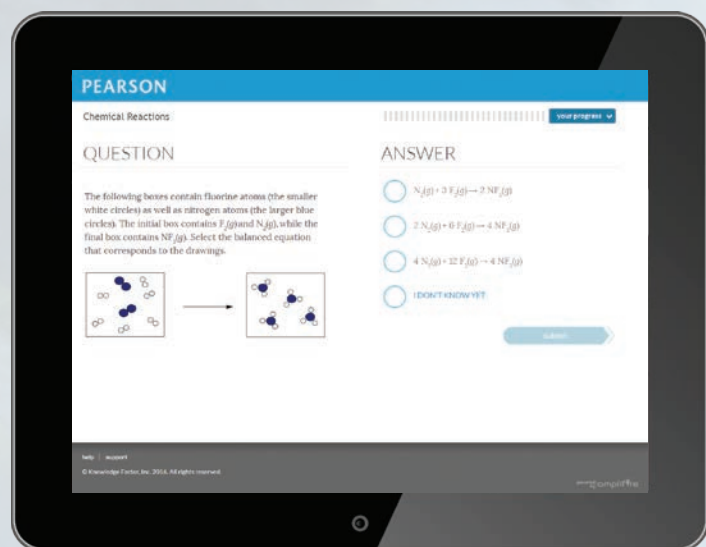
A revised art program helps students make connections and see that **chemistry** is all around them.



**NEW and UPDATED!** Illustrations include extensive labels and annotations to direct student attention to key elements in the art and promote understanding of the processes depicted. Numerous figures in the sixth edition have updated labels and annotations to focus readers on key concepts. Relevant information is placed where it is most needed and makes the art a vital study and review tool.



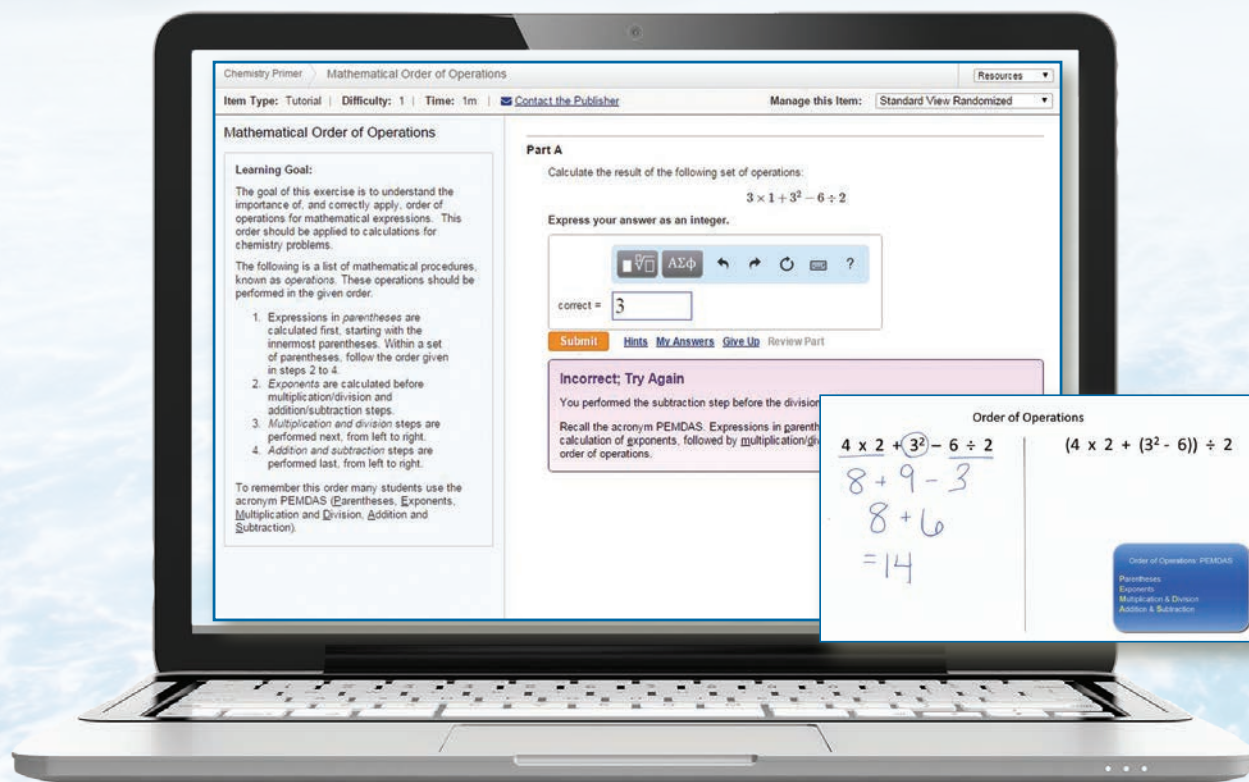
# Dynamic Study Modules and the Chemistry Primer help students come to class prepared.



**66 Dynamic Study Modules** adapt to students' individual levels of understanding and help them study effectively on their own. Dynamic Study Modules continuously assess student activity and performance in real time. These are available as graded assignments prior to class and are accessible on smartphones, tablets, and computers.

Topics include key math skills and general chemistry concepts such as phases of matter, redox reactions, acids and bases, solutions, and chemical equilibrium.

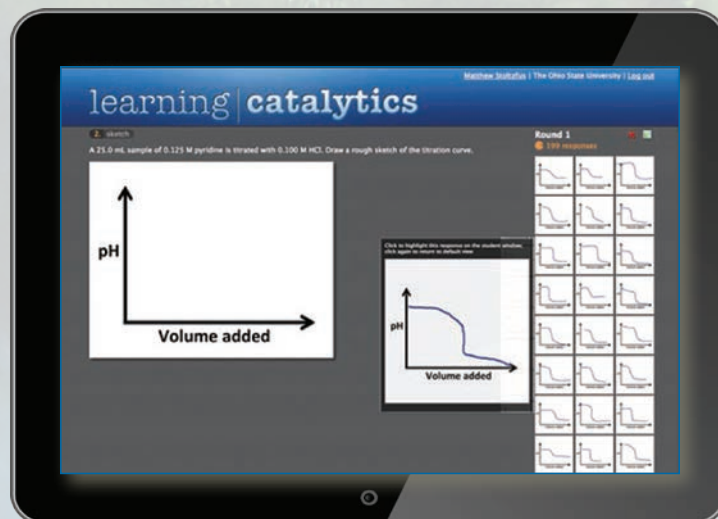
**The Chemistry Primer's** pre-built diagnostic assignments get students up-to-speed at the beginning of the course, addressing topics such as math in the context of chemistry, basic chemical literacy, balancing chemical equations, mole theory, and stoichiometry. The Chemistry Primer scales to students' needs – remediation is only suggested to students that perform poorly on initial assessment, and involves Tutorials, Wrong-Answer Specific Feedback, Video Instruction, and Step-Wise Scaffolding to build student understanding.



# MasteringChemistry™ ensures student engagement before, during, and after class.

With questions specific to Tro's Introductory Chemistry, **Learning Catalytics™** generates class discussion, guides lecture, and promotes peer-to-peer learning with real-time analytics. Instructors can:

- **NEW!** Upload a full PowerPoint® deck for easy creation of slide questions
- Help students develop critical thinking skills
- Monitor responses to find out where students are struggling
- Adjust teaching strategy with real-time data
- Automatically group students for discussion, teamwork, and peer-to-peer learning



**UPDATED!** MasteringChemistry™ offers a wide variety of problems, ranging from multi-step tutorials with extensive hints and feedback to multiple-choice End-of-Chapter Problems and Test Bank questions.

To provide additional scaffolding for students moving from Tutorial Problems to End-of-Chapter Problems we created **NEW! Enhanced End-of-Chapter Problems** that now contain specific wrong-answer feedback.

4. Chemical Quantities and Aqueous re... Exercise 4.34 with feedback

Item Type: End-of-Chapter | Difficulty: 1 | Time: 14m | Learning Outcomes | Contact the Publisher | Manage this Item: Standard View Randomized

Exercise 4.34 with feedback

For each of the reactions, calculate the mass (in grams) of the product formed when 15.83 g of the undefined reactant completely reacts. Assume that there is more than enough of the other reactant.

You may want to reference (pages 160 - 165) Section 4.2 while completing this problem.

Part A

$$2 \text{K(s)} + \text{Cl}_2(\text{g}) \rightarrow 2 \text{KCl(s)}$$

Express your answer using four significant figures.

$m =$   g

Submit My Answers Give Up

Incorrect; Try Again

Check the coefficients of the balanced reaction. There are 2 moles of KCl formed for every mole of  $\text{Cl}_2$  that reacts.

Part B

$$2 \text{K(s)} + \text{Br}_2(\text{l}) \rightarrow 2 \text{KBr(s)}$$

Express your answer using four significant figures.

$m =$   g

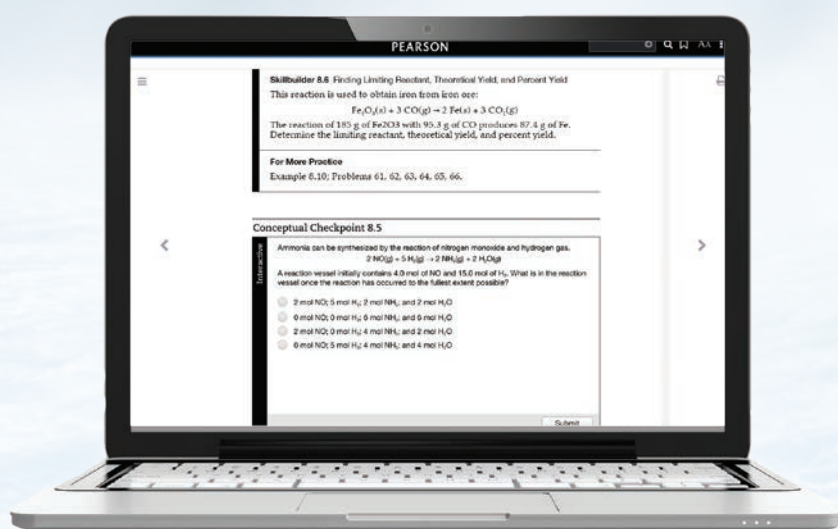
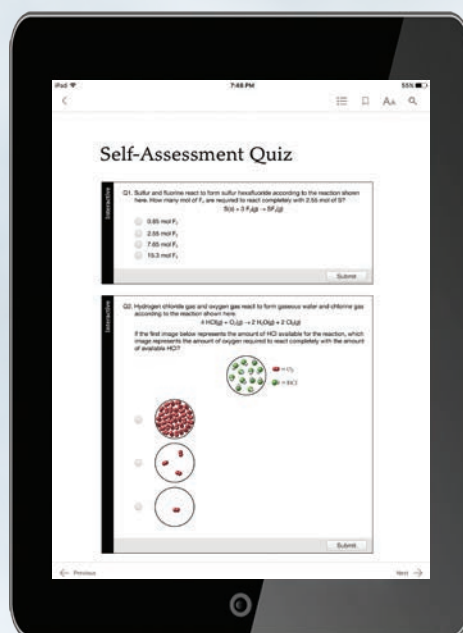
Submit My Answers Give Up



# Students can study anywhere with fully interactive and mobile **eText 2.0** features.


## **NEWLY INTERACTIVE!** Self-Assessment Quizzes and Conceptual Checkpoints

allow students to interact with all Conceptual Checkpoints and Self-Assessment Quizzes within eText 2.0! With one click these activities are brought to life, allowing students to study on their own and test their understanding in real-time. These interactives help students extinguish misconceptions and deepen their understanding of important concepts and topics.



An icon in the text alerts students to interactive eText 2.0 features. The eText is fully optimized for use on mobile devices, allowing students to study anywhere.

In addition to **Conceptual Checkpoints** and **Self-Assessment Quizzes**, all **Key Concept Videos** and **Interactive Worked Examples** are available in the eText.





# INTRODUCTORY **CHEMISTRY**